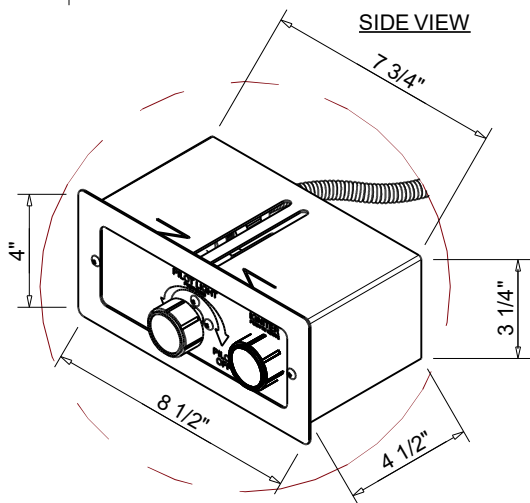
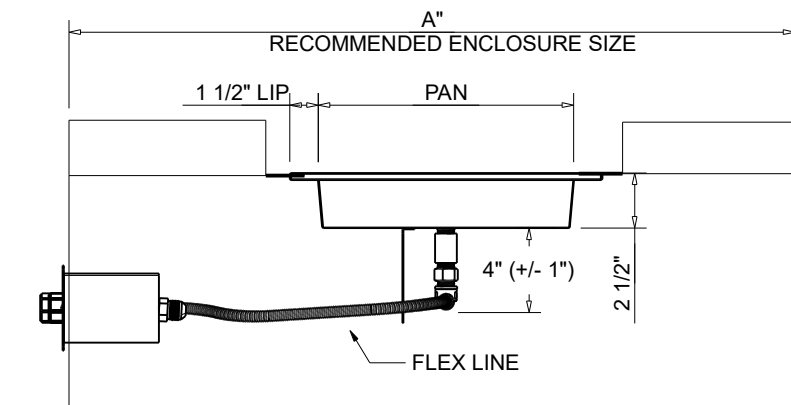




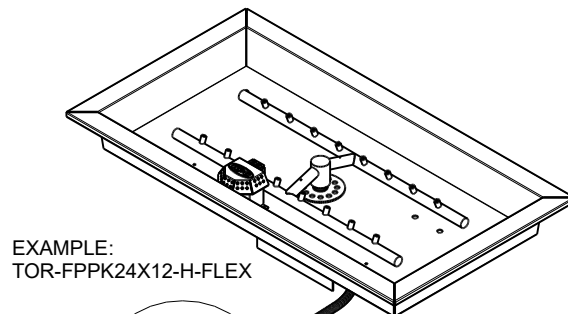
**FIRE INSPIRED™**

**CSA CERTIFIED-OUTDOOR USE ONLY  
FOR COMMERCIAL AND RESIDENTIAL USE**

HEARTH PRODUCTS CONTROLS  
2225 LYONS RD.  
MIAMISBURG, OH 45342  
TOLL FREE: 877.585.9800  
PHONE: 937.436.9800  
www.hpcfire.com



VALVE BOX DETAIL



VALVE BOX DETAIL

ISOMETRIC VIEW

SPARK IGNITION BY AA BATTERY  
MATERIAL: 304 STAINLESS STEEL

PART NUMBERS	PAN	DIMENSION CHART		
		STANDARD BTU	A"	STND FLEX LINE LENGTH
TOR-FPPK24X12-H-FLEX	24"X12"	115K	56LX28W	36"
TOR-FPPK30X12-H-FLEX	30"X12"	150K	56LX28W	36"
TOR-FPPK36X14-H-FLEX	36"X14"	150K	64LX32W	36"
TOR-FPPK42X14-H-FLEX	42"X14"	200K	64LX32W	36"
TOR-FPPK54X16-H-FLEX	54"X16"	200K	76LX38W	36"

**NOTES:**

**1. PROPER VENTING**

• **ENCLOSURES:**

- For Fire Pit up to 200K BTU: Required minimum 2 vents, 18 sq.in. each on opposing sides.
- For Fire Pit Inserts above 200K BTU: Required minimum 4 vents, 18 sq.in. each on opposing sides.

• **BOWLS (Copper, concrete or metal)**

- For Fire Pit inserts up to 90K: Required minimum 2 vents, 9 sq.in. each on opposing sides.
- Or bowl to be raised above mounting surface minimum of 3/4" gap; Bowl to have a minimum of 6" diameter hole in bottom.

**2. GAS SUPPLY - FOR USE WITH FIXED PIPING SYSTEMS ONLY - NOT FOR USE WITH SMALL TANKS.**

- Natural Gas: Supply Pressure: Minimum: 3.5" W.C.; Maximum: 7.0" W.C.
- LP Gas: Supply Pressure: Minimum: 8" W.C.; Maximum: 11.0" W.C.

**IMPORTANT:** Ensure any flex line that may be used from the permanent main fuel supply to the product is rated to the stated max btu of the product and certified to ANSI Z21.75\*CSA 6.27.

**3. MODIFICATION OF PRODUCT WILL VOID ANY CERTIFICATION AND WARRANTY.**

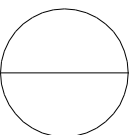
**4. FOLLOW ALL MANUFACTURER'S INSTALLATION INSTRUCTIONS AND LOCAL CODES.**

**5. ALL DIMENSIONS ARE CONSIDERED TRUE AND REFLECT MANUFACTURER'S SPECIFICATIONS AS OF THE REVISION DATE.**

**6. DO NOT SCALE DRAWING.**

**7. THESE DRAWINGS ARE FOR SIZING AND PLANNING PURPOSES. ALL INFORMATION CONTAINED HEREIN WAS CURRENT AT THE TIME OF DEVELOPMENT. THE MANUFACTURER IS RESPONSIBLE FOR THE ACCURACY OF THE DRAWING.**

**8. CONTRACTOR'S NOTE: FOR PRODUCT AND COMPANY INFORMATION VISIT [www.CADdetails.com/info](http://www.CADdetails.com/info)**



**PUSH BUTTON/FLAME SENSING FIRE PIT INSERT - WITH FLEX LINE  
RECTANGLE PAN - FPPK**

